


# Lesson Eleven

## *We Learn and Follow God's Word*



### Growing as a Teacher

#### Scripture

2 Timothy 3:14-17

#### Bible Truth

God uses his Word to supply his people with what they need to trust and serve him.

#### Lesson Aim

To name ways that God uses his Word to prepare us to trust, love and obey him.

What a privilege it is to teach our children God's Word! We may become discouraged, feeling that our efforts are unappreciated or that the children are unresponsive, but we can trust our sovereign God. No task he assigns is unimportant. He has told us to teach the Bible to our children—even beginning in infancy—and has promised that his Word is profitable for teaching, for refuting errors in doctrine and conduct, for turning us away from disobedience to obedience, and for training us in godly living. A good technical education is essential for children in today's world, but instruction from God's inspired Word is much more important. It teaches our children how to have salvation through faith in Christ and how to live a godly life.

Timothy's mother and grandmother had taught him well in the Scriptures, which were instrumental in his conversion. When Timothy as a young man was confronted with the false teachings of ungodly men, Paul pointed to his knowledge of the Scriptures and his knowledge of his faithful teachers, admonishing him to remember the sound instruction he had received from those he knew to be trustworthy. This is a reminder to us of how crucial it is that our lives reflect our faith! Our children may learn as much from what they see us do as what they hear us say.

What a privilege it is to teach our children God's Word!

Paul's exhortation to Timothy to hold to his beliefs was also grounded in the "God-breathed" character of Scripture. The Spirit of God "breathed" upon the human authors so that what they wrote is indeed the very words of God.

The young children we teach today will face worldly pressures as Timothy did. As we faithfully teach them the Scriptures, we can be confident we are teaching God's Word, which is true, unlike men's ideas, which can be mistaken. We can trust the Holy Spirit to equip us to love and serve God.

#### Memory Verse

##### REVIEW:

"Lord, to whom shall we go? You have the words of eternal life."

JOHN 6:68b

## Lesson Eleven at a Glance

Step	Minutes	Children's Activities	Supplies (complete list, p. 11)
1 Welcome	5–10	Play <i>Come With Me</i> .	○ Chairs, one less than the number of children in class
2 Bible Time	15–20	Listen to Paul's words to Timothy.	○ TA 1a What's in the Bible? ○ TA 11 2 Tim. 3:15–17*
3 Memory Verse	5–10	Play a jigsaw puzzle game to review John 6:68b.	○ SA 11 jigsaw puzzle** ○ Crayons, scissors ○ Zip-lock bags ○ <i>Optional: TA 1c Memory Work poster*</i>
4 Activities	10–15	Do <i>God's Word Makes Me . . .</i> and <i>God's Word Teaches Me</i> activities.	○ <i>At Home 11**</i> ○ Pencils ○ Crayons or markers
5 Final Focus	5	14 Sing "Wonderful Words of Life" (Songbook, p. 21) or another song. Close in prayer.	○ <i>Optional: song poster or At Home 10**</i> ○ <i>Optional: Younger Elementary Vol. 1 CD</i>

Total time: 40–60 minutes

\*Younger Elementary Teaching Aids Pack  
\*\*Younger Elementary Student Activities Pack



## Practical Preparation



### Enrichment

If you set up a God's Word Learning Center (see p. 9) in your classroom this quarter, use the reference books to look up some of the people and places you have learned about. Mark the pages with bookmarks or sticky notes. Provide paper and crayons or markers so the children can draw pictures of things they discover as they look at the books.

Check the list above and gather what you need for the lesson. For the **Memory Verse** segment, cut apart one **SA 11 jigsaw puzzle** ahead of time to show the children.

To prepare for the Bible lesson, read over the background material and study the lesson. To give yourself a better understanding of why Paul exhorted Timothy as he did in 2 Timothy 3:14–17, read the surrounding context, particularly 2 Timothy 1:1–14 and 3:10–13.



## Welcome

5-10 minutes

Play *Come With Me*. Arrange the chairs in a large circle, using one less than the number of children. Ask for a volunteer to be the missionary Paul, who will invite another to go with him on his missionary journey. Tell everyone else to sit in the circle.

Paul walks around the inside of the circle, then he or she chooses another child by saying, "Come with me." As the two walk around the circle, the second child chooses another by saying, "Come with me," and the three walk around the circle, etc. When Paul says, "We're there!" the walking players try to find a seat. The player without a seat becomes Paul. Continue playing until everyone has walked around the circle.

*Say* Today we're going to learn about a young man who went with the missionary Paul to tell others about Jesus.



## Bible Time

15-20 minutes

Gather the children around TA 1a *What's in the Bible?* poster. *Say* Did you know that some of the books of the Bible are letters? We often call these Bible letters "epistles." Two of these epistles, or letters, were written by Paul to a young man named Timothy. They are called First Timothy and Second Timothy. The word *First* is written as the numeral 1, and *Second* is written as the numeral 2. Look at our *What's in the Bible?* poster. Who can find these two letters on the poster? Select a volunteer to point to them.

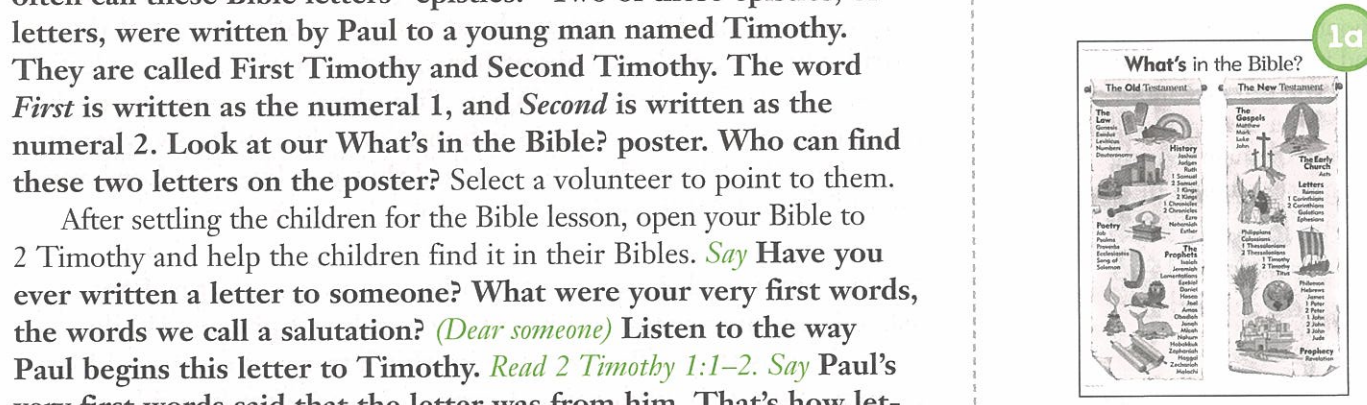
After settling the children for the Bible lesson, open your Bible to 2 Timothy and help the children find it in their Bibles. *Say* Have you ever written a letter to someone? What were your very first words, the words we call a salutation? (*Dear someone*) Listen to the way Paul begins this letter to Timothy. *Read 2 Timothy 1:1-2*. *Say* Paul's very first words said that the letter was from him. That's how letters began in Paul's day. But then Paul says, "To Timothy, my dear son." What did Paul call Timothy? (*my dear son*) We can see from those words that Paul loved Timothy. Timothy wasn't really Paul's son; he was Paul's helper, but Paul felt very close to him, almost as if Timothy were his son.

Paul told Timothy many important things in the letters he wrote. Today we're going to learn about one of those things. As I read a verse from chapter 3, listen really carefully for the answers to two questions. These are the two questions:

- What had Timothy known?
- How long had he known this?



Ask the children to think of someone who has helped them know about Jesus. Give them paper and pencils, markers and crayons. Encourage each of them to write a note or draw a picture as a thank-you to him or her. You may need to write out the words *Thank You* for the children to copy.



## Did You Know?

Paul was under house arrest in Rome when he wrote his second letter to Timothy. It was the last letter he wrote.



## From the Bible

2 Timothy 3:15

And how from infancy you have known the holy Scriptures, which are able to make you wise for salvation through faith in Christ Jesus.

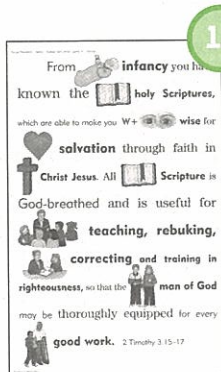
If you want to know what to believe, read the Bible. If you want to know how to live, read the Bible.

Donald B. Patterson, former pastor, First Presbyterian Church, Jackson, Mississippi



## Teaching Tip

When you ask a question about sharing experiences and many children volunteer, you can give more students a chance to talk by pairing them and giving them a set amount of time to be the listener and speaker.



Note: Keep TA 11 for Lesson 13.

Read 2 Timothy 3:15 (NIV), emphasizing the words *infancy* and *holy Scriptures*. Repeat the original questions. After the children answer, ask two more questions to be sure they understand the key words,

- What are the “holy Scriptures”? (*the Bible*)
- What does “infancy” mean? (*the time when you’re a baby*)

Paul tells us in another part of the letter that Timothy’s mother, Eunice, and his grandmother Lois had taught him God’s Word from the time he was a baby. *Ask* How can you teach a baby God’s Word? Does anyone have a baby brother or sister? Have you seen your mother do something that might teach the Bible to your baby brother or sister? (*singing or talking*) Babies are listening and learning all the time, so the words we say and sing to them are very important. One way you can help teach your younger brother or sister about God is by being very kind. Babies and little children learn about God’s love by experiencing love from the members of their family.

As Timothy grew up, Eunice and Lois continued to teach him about the Lord. He read the Bible, learned to sing some of the psalms and memorized a lot of Scripture. He may have memorized Psalm 119:9–11, just as you have. Can anyone remember what Psalm 119:9–11 says? (*How can a young man keep his way pure? By living according to your word. I seek you with all my heart; do not let me stray from your commands. I have hidden your word in my heart that I might not sin against you.*) Eunice and Lois must have told Timothy wonderful stories from the Old Testament and all about Jesus. As Timothy grew older, he grew in his love for the Lord.

*Ask* Has a missionary ever visited in your home? (*Let one or two children tell about missionary guests.*) Talking with missionaries can be very interesting. They tell us about people in other parts of the world who haven’t heard about Jesus, and sometimes they ask if we want to be missionaries. When Timothy was a young man, the great missionary Paul visited his home, and do you know what he said? He said, “Timothy, I have heard that you love the Lord and love his Word. Will you go with me and be my helper?”

How exciting! Timothy traveled to many places with Paul as Paul’s helper, and Paul taught him how to preach. Later, Paul asked Timothy to stay and help the church in Ephesus. While Timothy was there, Paul wrote him this letter and reminded him of something very important. Listen as I read what he said.

*Display TA 11 and read 2 Timothy 3:15–17.* Paul reminded Timothy that the Bible is a special book because it is “God-breathed.” That means God said the words in the Bible. The Bible is not people’s ideas or thoughts; it is the Word of God. Paul said that God gave us the Bible “that the man of God may be . . . equipped” to serve the Lord. What do you think that means? When the Bible says “man of God,” does that mean only grown-up men are to serve the Lord? (*no*) No. “Man of God” means all Christians, so all Christians are to serve the Lord. What does it mean to be “equipped”? (*to have everything we need*) So Paul is saying here that the Bible gives us everything we need to serve the Lord.

Do any of you like to ride a bicycle? Riding a bike is fun, but if you don't have the right equipment, you can get hurt. If you want to ride a bike, what's the very first thing you need? *(a bicycle)* The very first thing you need is a bicycle! And not just any old bicycle, but one that has all its parts. What if the pedals are missing? That makes it hard to ride! Or what if the chain has come off? You can't ride a bike that's not thoroughly equipped with all its parts. What do you need to wear when you ride a bike? *(shoes, helmet)* Have you ever tried to ride a bike barefooted? What happened to your toes? *(They scraped the pavement.)* That hurts! And why should you never ride a bike without wearing a helmet? *(You can get hurt really badly if you fall on your head.)* So if you go running outside with no shoes and no helmet and jump on your bike, are you thoroughly equipped? Do you have everything you need to ride your bike well and safely? *(no)*

You see, just as you need shoes, a helmet and a bike with all its parts to be thoroughly equipped to ride a bike, so you need all of God's Word to be thoroughly equipped to live for him. That means we need to read the Bible and really learn what it says.

God tells us to trust and obey him, and he has given us the Bible to equip us to do that. The Bible tells us what to believe about God and how to love and obey him. The Bible tells us everything we need to know to be thoroughly equipped to live for him.



## Memory Verse

5-10 minutes

Hand out SA 11 jigsaw puzzle, crayons and scissors. First have the children color each shape a different color. Then show them how to cut along the dotted lines to make the puzzle pieces.

To play the game to review John 6:68b, the memory verse from last week, divide the class into teams. Scramble the pieces of one jigsaw puzzle and spread them out on the floor between the teams. You select the first piece, choosing one of the center pieces, and place it on the table. Let the teams alternate in selecting and placing adjacent pieces until the puzzle is completed. Read the verse together. Then ask all the children to turn their backs to the puzzle and recite the verse. If time is limited, simply have the children mix up their pieces and put them back together in order.

Provide zip-lock bags for the children to put their puzzle pieces in.



## Teaching Tip


It is sad, but true, that there are children who will not be able to relate to the bicycle example. Many children simply have not had the experience of riding a bike. You know your students. If they won't be able to relate to this example, think of some other way to help them understand what it means to be "thoroughly equipped."

SA 11

"Lord, to whom shall we go? You have the words of eternal life."  
John 6:68b

## Optional Memory Work

In addition to reviewing John 6:68b, some children may want to learn 2 Timothy 3:16-17.



# 4

## Activities

10–15 minutes

Give each child an *At Home 11*. Make sure that there are pencils and crayons or markers for everyone. Read aloud the title and directions for each activity.

In *God's Word Makes Me . . .*, the answer hidden in the sheep is **wise**.

In *God's Word Teaches Me*, as you read the sentences and answer choices, engage the children in discussion. On some items, both answers will be true.

In the bottom-right activity, be prepared with suggestions to help children list ways to study God's Word. (Learn memory verse, review past memory verses, read the Bible, sing Bible-verse songs, etc.)

# 5

## Final Focus

5 minutes

Sing the first stanza of "Wonderful Words of Life," using the song poster you prepared for last week or *At Home 10*. It is also found on page 21 of the Songbook and it is #697 in *Trinity Hymnal*. Or sing one of the other songs you have learned this quarter.

Use the following as your closing prayer, asking the children to repeat each line after you.

**Dear Lord,**

**Thank you for your Word.**

**Please teach me as I read and study the Bible  
so that I will be equipped to serve you.**

**In Jesus' name,**

**Amen.**

14

"Wonderful Words of Life"  
Songbook, p. 21



### Items to Send Home

- At Home 11*
- SA 11 jigsaw puzzle