


# And His Name Shall Be Called . . .

Jesus had many names. All the words below were used to refer to Jesus in the Bible. Fit the names into the puzzle. (Hint: Start with the longest names.)

GOD  
SUN  
WAY  
ONE  
ROOT  
WORD  
LAMB  
GATE  
LORD  
KING  
VINE  
LIFE

SEED  
STAR  
RABBI  
BREAD  
LIGHT  
TRUTH  
ALPHA  
OMEGA  
STONE  
FATHER  
PRINCE  
BRANCH

CHRIST  
SAVIOR  
MESSIAH  
TEACHER  
REDEEMER  
IMMANUEL  
SHEPHERD  
COUNSELOR  
BRIDEGROOM  
RESURRECTION



# PSALM 8

U T P D G S T N A F N I G T M Y N  
S N E V A E H Z H D Q D S C J Y I  
E A R T H M U J S O C T J K C Y P  
Z M S T G A C T I Q O Z H U J U T  
X A B N E P Q W F N E R D L I H C  
G J R I H Z G G A M E M C W O A C  
M E L S C P G J L N V F U L K N A  
U S K B N S O S V O G Z Q G J T A  
A T H E D M F C T Z R E R R Y U U  
N I U R C L Y U B A Y Y L G W N S  
A C E S L A M I N A R E J S O M K  
S H W M Q L R A V J D S G O U J U  
V Z K P V D N E V S J I M R Q K Q  
A K T A S L I I U B J A Q T K E L  
T N R L O R D O H Q C R O W N E D  
J K Y T S R B K O P K P R G T Z B  
L C O T Q F S J X E R R A H Q W H

FISH	LORD	BIRDS	GLORY
EARTH	INFANTS	STARS	MOON
HERDS	CHILDREN	PRAISE	ANIMALS
ANGELS	CROWNED	HEAVENS	MAJESTIC

Commandments

6

Thou shalt not kill

Honor thy father and thy mother

5

day to keep it holy

Remember the Sabbath

4

Thou shalt not take the name of the Lord thy God in vain

Thou shalt have no other Gods before me

1

commit adultery

Thou shall not

7

shalt not steal

Thou

Thou shalt not bear false witness against thy neighbor

9

shalt not covet

Thou

10


The 10

8

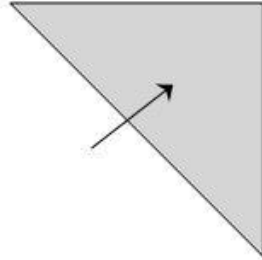
Thou shalt not make unto thee any graven image

2

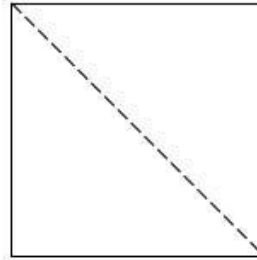
# Instructions



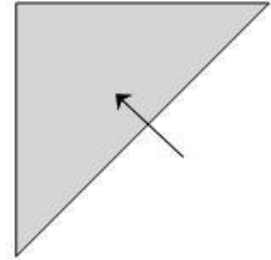
Take a square of paper.



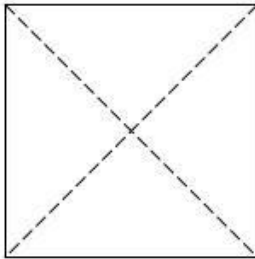
Fold it over like this.



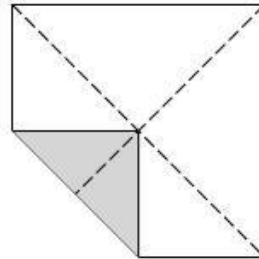
Unfold it.



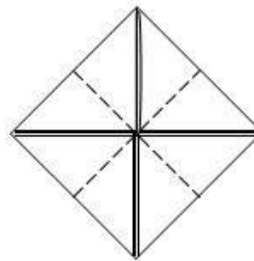
Now fold it the other way.



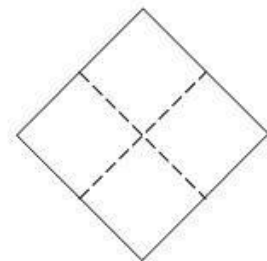
Unfold it and your paper should look like this.



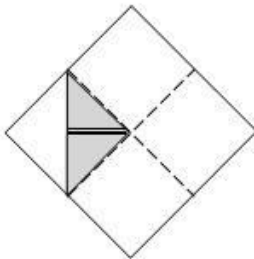
Fold all 4 corners to the center of the square so the points just touch it.



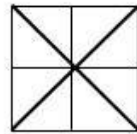
Your paper should look like this.



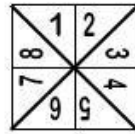
Flip your paper over so the folds you just made are turned down.



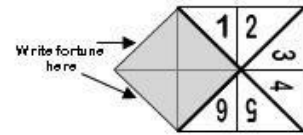
Fold the corners to the center again.



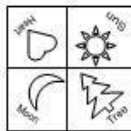
Your paper should look like this.



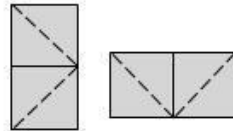
Write the numbers 1-8 as shown above. Two on each flap.



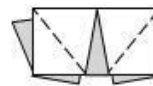
Add your 8 fortunes by lifting each flap and writing a fortune under each number.



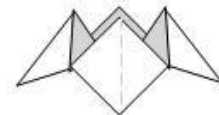
Flip your paper over and add a color or a different object you can spell to each section.



Fold it sideways like Figure 1 then unfold it. Now fold it up like Figure 2.



Put your fingers under the 4 open corners.



Here is how it looks finished and open.